



# PBIS

## Dear Families:

Rock Creek Elementary School is moving toward implementing a **Positive Behavior Interventions and Supports** model. **PBIS** is a way to establish behavioral and discipline systems needed for successful learning and social development of all students. The school-wide system includes proactive strategies for identifying, defining, teaching and supporting appropriate student behaviors to foster a positive school environment for ALL STUDENTS. This will include the intentional teaching of positive behaviors, expectations, rules and procedures school-wide.

The **PBIS** strategies acknowledge students, motivate students, and encourage others to represent **The RC-3's**. These are three expectations that students are able to identify and exhibit within the classroom and throughout the school.

### The RC-3's:

- 1) **Show Respect**-*A positive attitude and appropriate behavior creates a fun, safe school*
- 2) **Make Good Decisions**- *Strive to be a kind, caring person by doing the right thing*
- 3) **Solve Problems**-*Treat others the way you want to be treated.*

While Rock Creek is in the developing stages of **PBIS**, we ask that you please help your child learn, interact with and model the above expectations in different situations and/or environments including: home, community, and school. This is the first step in moving towards a **Positive Behavior Interventions and Supports** model.

Thank you for your home support!

---The RCES PBIS Team

# RC'3 School Posters

## LINES in the Hallways

- L-** Looking forward
- I-** In Control of Hands and Feet
- N-** Number 0 Voice
- E-** Equipment and Materials Held
- S-** Step Out of Line to Solve Problems

## RC-3 At Lunch

- L...**Leave Hands, Feet and FOOD to Yourself
- U...**Use Manners
- N...**Number 2 Voice
- C...**Clean Area Before Dismissal
- H...**Help with Composting/Recycling & Lunch Tubs

## Voice Levels

- 0-** **Stealth Mode or Silent**
  - *Absolute Silence*
  - *No One Is Talking*
- 1-** **Spy Talk or Whisper**
  - *Whispering*
  - *Only One Person Can Hear You*
- 2-** **Low Flow**
  - *Table Group Voice*
  - *Only Your Group Can Hear*
- 3-** **Formal Normal**
  - *Conversation Voice*
  - *Only People Nearby Can Hear*
- 4-** **Presenter Voice**
  - *Loud Crowd*
  - *Everyone Can Hear*
- 5-** **Outdoor Recess**
  - *Never used inside*



# RC-3 Expectations



**Show Respect**  
*A positive attitude and appropriate behavior*



**Make Good Decisions**  
*Strive to be a kind, caring person by*



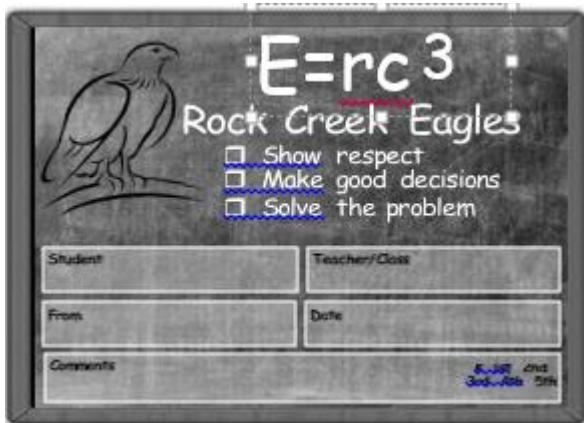
**Solve Problems**  
*Treat others the way you want to be treated way you want to be treated*

# RC-3 Positive Recognition

The goal of the RC-3 Positive Recognition Program is to promote and publicly recognize students for academic and behavioral excellence. Special events will be organized throughout the school year for students who have met the success criteria. We notice people for doing the right thing using Eagle Wings, Eagle Feathers, Eagle Grams, and Soar Awards.

## Eagle Wings

Eagle Wings are for whole class recognition. This is an award given by STAFF to **WHOLE CLASS GROUPS**.



## Eagle Feathers

Eagle Feathers are for individual recognition. This is an award given by STAFF to **INDIVIDUAL STUDENTS**.

## Eagle Grams

Eagle Grams are for individual recognition. This is an award given



by STUDENTS to OTHER STUDENTS.



### Soar Awards

Soar awards are for Teachers who are modeling the RC-3's. This is an award given by STUDENTS to STAFF MEMBERS.

# RC3 School Posters



**L**ooking forward

**I**n control of hands and feet

**N**umber 0 voice

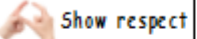
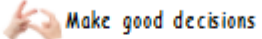
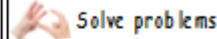
**E**quipment & materials held

**S**tep out of line to solve your problem

# VOICE LEVELS

	<b>Level 0:</b> <u>STEALTH MODE or SILENT</u> Absolute silence No one is talking	
	<b>Level 1:</b> <u>SPY TALK or WHISPER</u> Whispering Only one person can hear you	
	<b>Level 2:</b> <u>LOW FLOW</u> Table Group Voice Only the people at your group can hear you	
	<b>Level 3:</b> <u>FORMAL NORMAL</u> Conversation Voice/Indoor Recess Voice Only the people near you can hear you	
	<b>Level 4:</b> <u>PRESENTER VOICE</u> Loud Crowd Speaking loudly to ensure everyone can hear you	
	<b>Level 5:</b> <u>OUTDOOR RECESS</u> Never used inside	

# RC3 AT LUNCH

 Show respect  Make good decisions  Solve problems

**L**eave hands, feet and FOOD to yourself

**U**se manners

**N**umber 2 voice

**C**lean area before dismissal

**H**elp with composting/recycling & lunch tubs